

Switch to porcelain

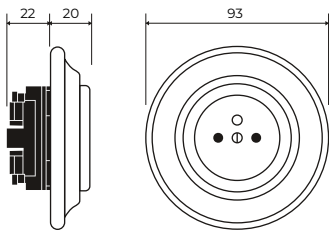
KATY
PATY



Porcelain switches - socket

ROO

DIMENSIONS



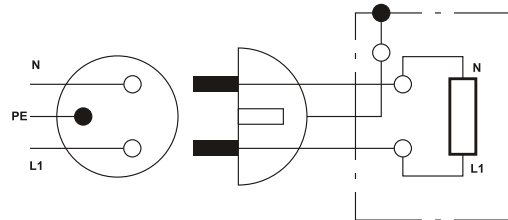
VOLTAGE

220 – 250 V AC, 16A, IP20



CERTIFICATE

WIRING DIAGRAM



OPTIONS



whit / without
child safety locks

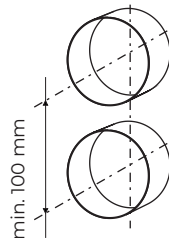
MACHINE & WARRANTY

O3ZOR



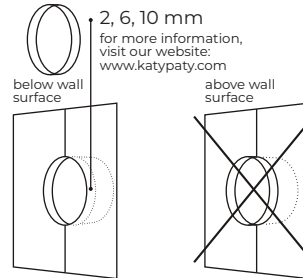
Extended warranty:
for porcelain: 50 years
for el. machine: 10 years

DISTANCE BETWEEN BOXES



GAP

for gap below the wall surface
use following reduction



COLORS (SURFACE)

Glossy
Matt

SCREWS



Stainless
Black
Silver
Brass
White

TIGHTENING TORQUE



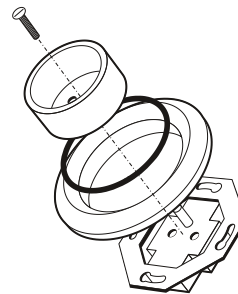
Tightening torque
for porcelain **max** 0,1N



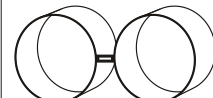
Tightening torque
for wirings **max** 1N



ASSEMBLY



COMPATIBILITY OF BOXES



✓ Coupling
KATY PATY



NO

FRAGILE



HANDLE WITH CARE

BLOCKED FOR TRANSPORT

Weight: 140g